

COMPLETE LINES WITH LITTLE OR NO SUBS

Since 1985 Serpa has been providing packaging solutions for some of the largest companies in the world. A manufacturer of high-quality machinery, we provide complete end-of-line packaging solutions by offering the most advanced technology and design in the industry.

We establish long-term, trusting relationships with our customers by providing not only a quality product, but by placing a strong focus on customer service.

Our end goal — to provide you with the best up-time in the industry.

**THE BEST COMPANY FOR
HIGH SPEED INFEEDS & COLLATING**

- **ROBOTICS**
- **LINE INTEGRATION**
- **COMPLETE AUTOMATION**
- **HIGH SPEED PRODUCT HANDLING**

ALL MACHINES AVAILABLE TO RUN DIFFERENT MATERIALS

CARTONERS
END LOAD, TOP LOAD, VERTICAL

TRAY FORMERS
TOP LOAD

TRAY PACKERS
TRAY, WRAPAROUND

LITERATURE FEEDERS
LEAFLETS, BOOKLETS, INSERTS, OUTSERTS

CASE PACKERS
SIDE LOAD, TOP LOAD, WRAPAROUND

PALLETIZERS
SINGLE CELL, TWIN CELL, AUTOMATED CELL

LINE INTEGRATION
ROBOTICS, HIGH-SPEED PRODUCT HANDLING

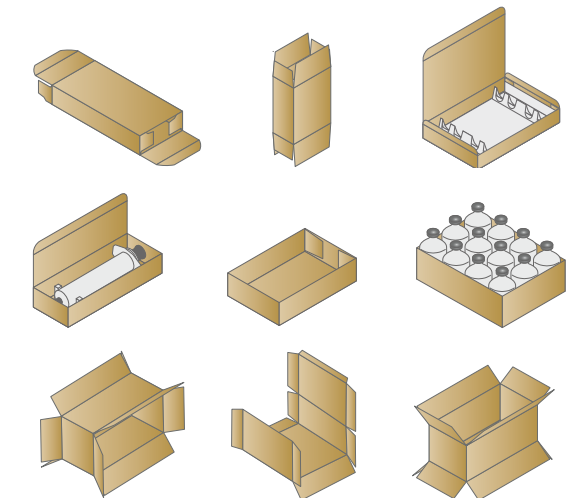
VALIDATION SERVICES
FDS, FAT, IQ/OQ, SAT, FMEA, 21CFR PART 11

**FEATURING
THE BEST SERVICE
IN THE INDUSTRY**



ALL SERPA MADE

Integrated
packaging line
solutions



SERPA

SERPA SAVES YOU FOOTPRINT



P100 HORIZONTAL CARTONER

CARTON RANGE	LENGTH	WIDTH	DEPTH	SPEED
MAXIMUM	7"	3.5"	8"	480
	177.8mm	88.9mm	203.2mm	



P120 VERTICAL CARTONER

CARTON RANGE	LENGTH	WIDTH	DEPTH	SPEED
MAXIMUM	7"	3.5"	8.875"	400
	177.8mm	88.9mm	225.4mm	




P150 INTERMITTENT CARTONER

CARTON RANGE	LENGTH	WIDTH	DEPTH	SPEED
MAXIMUM	7"	4"	8"	80
	177.8mm	101.6mm	203.2mm	



FG1 CARTON/TRAY FORMER

Single Head Speed	60
Multiple Head Speed	200+



TOP LOAD AUTOMATION

Single Head and Multiple Head Available
Top Load Partition and Product Automation




HIGH-SPEED LITERATURE FEEDER

INSERT RANGE	LENGTH	WIDTH	DEPTH	SPEED
MAXIMUM	3"	0.375"	8"	450
	76.2mm	9.5mm	203.2mm	



LS2 ROBOTIC PRODUCT HANDLING



P200 SIDE LOAD CASE PACKER

CASE RANGE	LENGTH	WIDTH	DEPTH	SPEED
MAXIMUM	24"	19"	24"	20
	609.6mm	482.6mm	609.6mm	



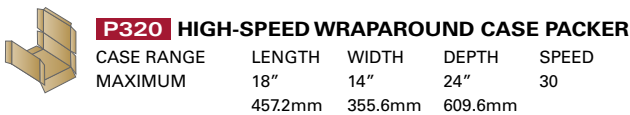
P300 HIGH-SPEED SIDE LOAD CASE PACKER

CASE RANGE	LENGTH	WIDTH	DEPTH	SPEED
MAXIMUM	20"	13"	13"	30
	508mm	330.2mm	330.2mm	



P220 WRAPAROUND CASE PACKER

CASE RANGE	LENGTH	WIDTH	DEPTH	SPEED
MAXIMUM	20"	12"	24"	20
	508mm	304.8mm	609.6mm	



P320 HIGH-SPEED WRAPAROUND CASE PACKER

CASE RANGE	LENGTH	WIDTH	DEPTH	SPEED
MAXIMUM	18"	14"	24"	30
	457.2mm	355.6mm	609.6mm	



P250 TOP LOAD CASE PACKER


CASE RANGE	LENGTH	WIDTH	DEPTH	SPEED
MAXIMUM	24"	14"	14"	20
	609.6mm	355.6mm	355.6mm	



SINGLE CELL ROBOTIC PALLETIZER



TWIN CELL ROBOTIC PALLETIZER



AUTOMATED ROBOTIC PALLETIZER

STRETCH/SHRINK BUNDLING

**LARGER RANGES AND
HIGHER SPEEDS AVAILABLE**